


Inspired by "Where is the green sheep?" by Mem Fox & Judy Horacek

www.creativekeller.com

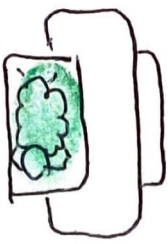


a GREEN SHEEP

(that's fast asleep)

Did you know?
Mosaics are normally made of tiles set in mortar.

STEP 1



Print
the sheep
template

STEP 2



Collect

- Green leaves (lots)
- Brown leaves/soft bark (for legs)
- Dark or red leaves (for eyes + mouth)


STEP 3



Cut

- Leaves into squares.
- Keep the round edges
- Don't mix colours

STEP 4



Stick

- your leaves down to make a sheep (that's fast asleep)

