

Bentleigh West Kindergarten Inc.

HOME LEARNING – Literacy FUN!




Focus - Letters in your name and name recognition
(you can build on this with upper or lower case letters depending on your child's needs)

LETTER HUNT

What you need: children's book with clearly printed text.

Instructions: read a favorite children's book together and see how many times you can find the first letter of your child's name on each page. Count and see which page has the most. You can use other letters your child is familiar with.



JUNK MAIL ACTIVITY ONE



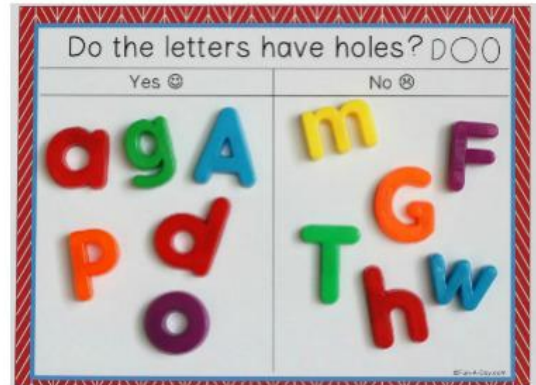
What you need: junk mail or old magazines, pencil, scissors, paper and glue.

Instructions: using junk mail or magazines look through and ask your child to find the first letter of their name, circle it and cut it out. Write the letter on a sheet of paper and create a collage using the letters. You can also find all the letters in your child's name cut them out to make their name. We would love to see a photo of your work.

JUNK MAIL ACTIVITY TWO


What you need: junk mail or old magazines, pencil, scissors, paper and glue.

Instructions: using junk mail or magazines look through and cut out a range of letters. The bigger the better. Maybe try cutting only upper case or lower case letters. Then try cutting a mix of both. Once you have cut out the letters sort them into letters with holes and letter without holes (see photo). You can do this activity with magnetic letters or letter puzzle pieces if you have them. We would love to see a photo of your letter sorting results.



NAME ACTIVITY

What you need: cardboard, scissors and wool (cotton or string is fine)



Instructions: write your child's name in block letters on a large sheet of cardboard (cereal boxes are great). Then you or your child cut out each letter. Invite the child to use the wool to wrap each letter to create a colourful 'letter' art. We would love to see a photo of your work.



NAME GAME TWO

What you need: paper, pencil and stickers

Instructions: Write your child's name on a sheet of paper in large letters. Ask your child to cover each letter in stickers to create a fun 'name' artwork. We would love to see a photo of your work.